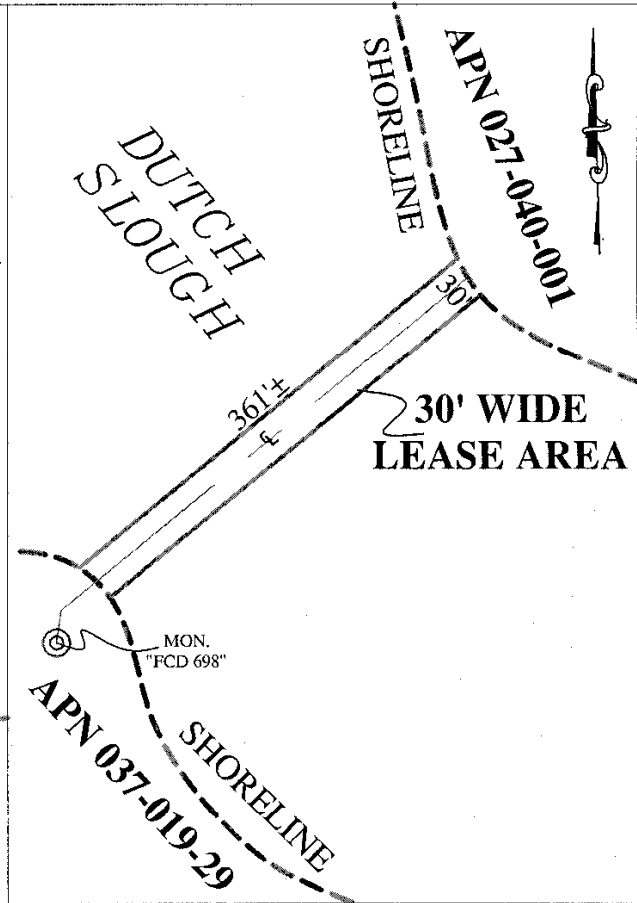
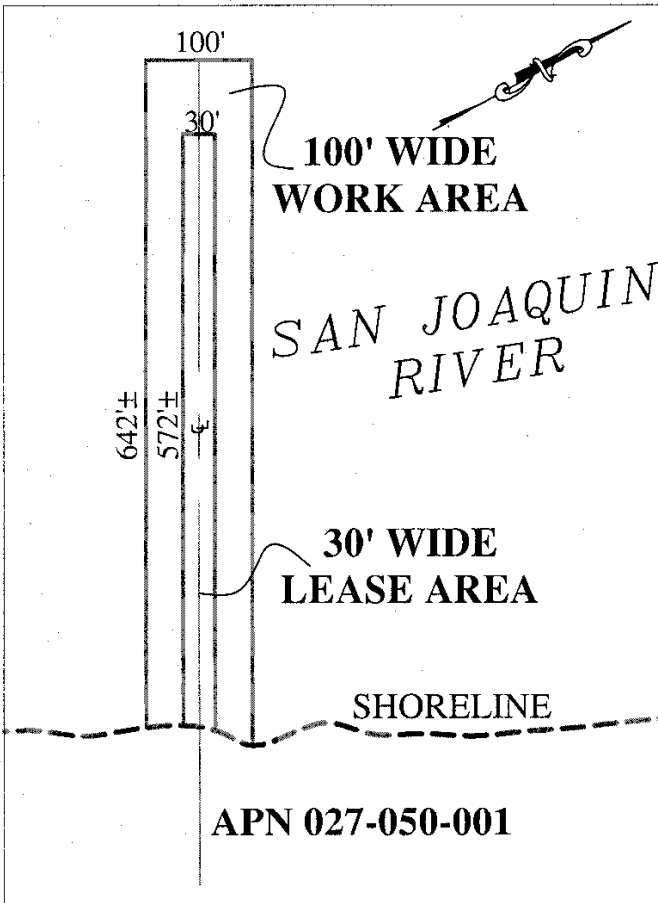


NO SCALE

### SITE

#### PARCEL 1

#### PARCEL 2

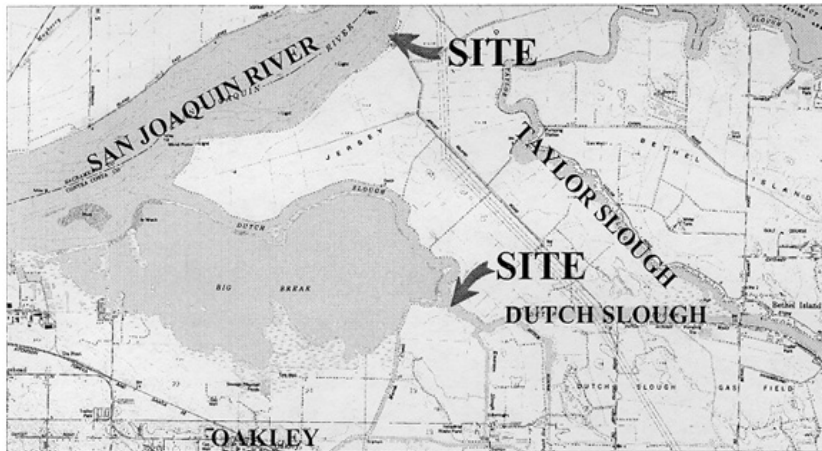


30" SEWER OUTFALL  
SAN JOAQUIN RIVER

24" SEWER PIPELINE  
DUTCH SLOUGH

NO SCALE

### LOCATION



MAP SOURCE: USGS QUAD

### Exhibit A

WP 7889.9  
 IRONHOUSE SANITARY DISTRICT  
 APN 027-050-001, 027-040-001,  
 037-019-36  
 GENERAL LEASE  
 PUBLIC AGENCY USE  
 CONTA COSTA COUNTY



MTF 6/4/08

This Exhibit is solely for purposes of generally defining the lease premises, is based on unverified information provided by the Lessee or other parties and is not intended to be, nor shall it be construed as, a waiver or limitation of any State interest in the subject or any other property.